

Table 7B-1. School Area Sign and Plaque Sizes

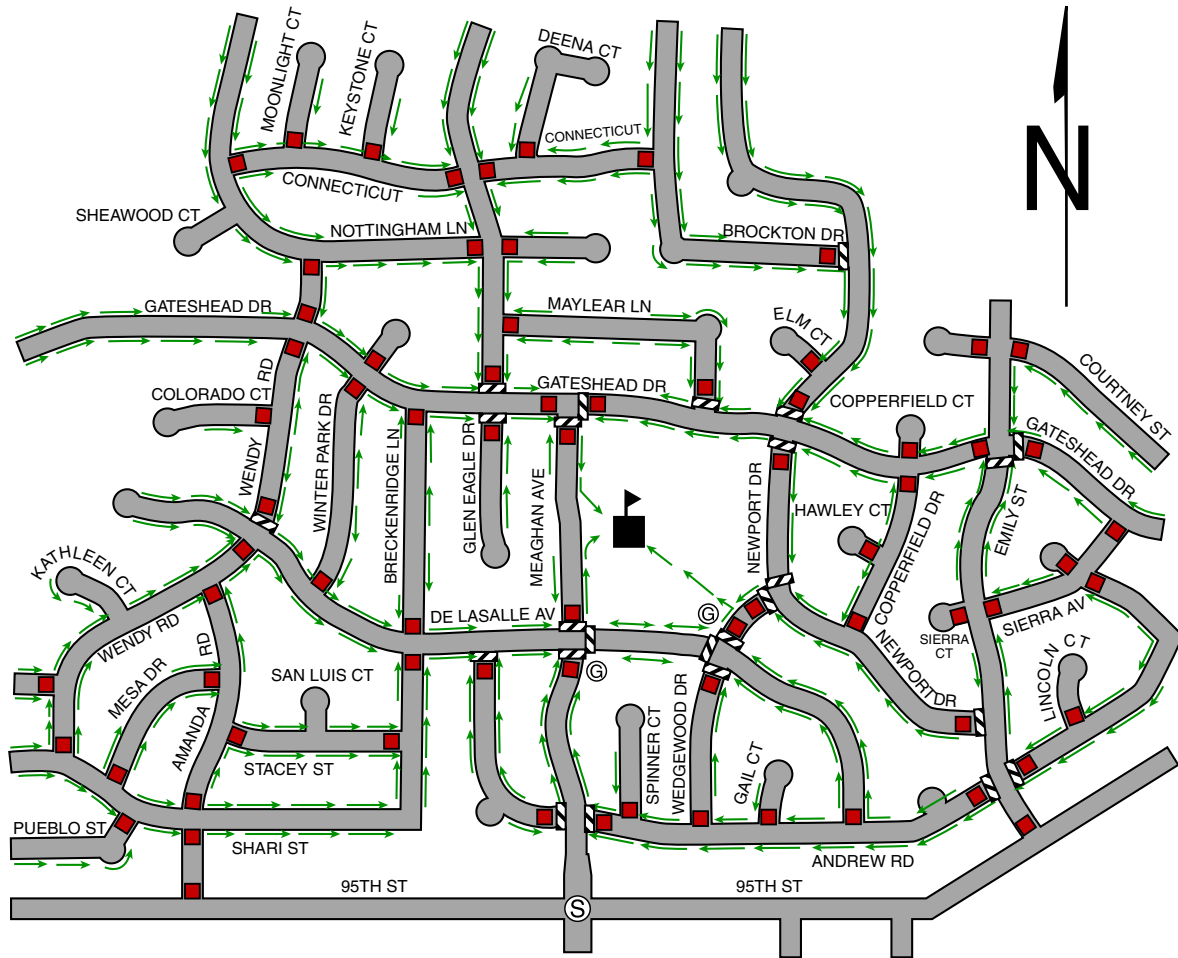
Sign	Sign Designation	Section	Conventional Road	Minimum	Oversized
School	S1-1	7B.08	900 x 900 (36 x 36)	750 x 750 (30 x 30)	1200 x 1200 (48 x 48)
School Bus Stop Ahead	S3-1 S3-1a	7B.12	900 x 900 (36 x 36)	750 x 750 (30 x 30)	1200 x 1200 (48 x 48)
School Bus Turn Ahead	S3-2	7B.13	900 x 900 (36 x 36)	750 x 750 (30 x 30)	1200 x 1200 (48 x 48)
Reduced School Speed Limit Ahead	S4-5, S4-5a	7B.15	900 x 900 (36 x 36)	750 x 750 (30 x 30)	1200 x 1200 (48 x 48)
School Speed Limit XX When Flashing (English)	S5-1	7B.14	600 x 1200 (24 x 48)	—	900 x 1800 (36 x 72)
School Speed Limit XX When Flashing (Metric)	S5-1(M)	7B.14	600 x 1350 (24 x 54)	—	900 x 2100 (36 x 84)
End School Zone	S5-2	7B.16	600 x 750 (24 x 30)	—	900 x 1200 (36 x 48)
In-Street Ped Crossing	R1-6, R1-6a R1-6b, R1-6c	7B.11	300 x 900 (12 x 36)	—	—
Speed Limit (School Use) (English)	R2-1	7B.14	600 x 750 (24 x 30)	—	900 x 1200 (36 x 48)
Speed Limit (School Use) (Metric)	R2-1(M)	7B.14	600 x 900 (24 x 36)	—	900 x 1350 (36 x 54)

Plaque	Sign Designation	Section	Conventional Road	Minimum	Oversized
X:XX to X:XX AM X:XX to X:XX PM	S4-1P	7B.14	600 x 250 (24 x 10)	—	900 x 450 (36 x 18)
When Children Are Present	S4-2P	7B.14	600 x 250 (24 x 10)	—	900 x 450 (36 x 18)
School	S4-3P	7B.14	600 x 200 (24 x 8)	—	900 x 300 (36 x 12)
When Flashing	S4-4P	7B.14	600 x 250 (24 x 10)	—	900 x 450 (36 x 18)
Mon-Fri	S4-6P	7B.14	600 x 250 (24 x 10)	—	900 x 450 (36 x 18)
XX Meters or Feet	W16-2P	7B.10	600 x 450 (24 x 18)	—	750 x 600 (30 x 24)
XX m or Ft	W16-2aP	7B.10	600 x 300 (24 x 12)	—	750 x 450 (30 x 18)
Diagonal Arrow	W16-7P	7B.11	600 x 300 (24 x 12)	—	750 x 450 (30 x 18)
Diagonal Arrow (Optional Size)	W16-7P	7B.11	525 x 375 (21 x 15)	—	—
Ahead	W16-9P	7B.10	600 x 300 (24 x 12)	—	750 x 450 (30 x 18)
Advance Turn Arrow	W16-5p	7B.10	600 x 300 (24 x 12)	—	750 x 450 (30 x 18)
Advance Turn Arrow	W16-6p	7B.10	600 x 300 (24 x 12)	—	750 x 450 (30 x 18)
Fines Higher	R2-6	7B.14	600 x 600 (24 x 24)	—	—

- Note: 1. Larger sizes may be used when appropriate.
 2. Dimensions are shown in millimeters followed by inches in parentheses and are shown as width x height.
 3. Minimum sign sizes for multi-lane conventional roads shall be as shown in the Conventional Road column.

TABLE 7B-1: PLAQUE SIZES MUST BE MADE CONSISTENT WITH THE PRIMARY SIGN SIZES.

Figure 7A-1. Example of School Route Plan Map



Legend







- | | | | |
|---|------------------|---|-------------------------|
|  | School |  | Signalized Intersection |
|  | Marked Crosswalk |  | STOP Sign Approach |
|  | Crossing Guard |  | Pedestrian Route |

Figure 7B-1. School Area Signs

School Advance Crossing Assembly



S1-1



W16-9P

OR



W16-2aP

OR



W16-2P

OR



W16-5P (optional)

OR



W16-6P (optional)

School Crossing Assembly



S1-1



W16-7P

School Area or School Zone Sign



S1-1



S4-3P (optional)

OR

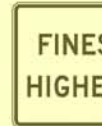


W16-5P (optional)

OR



W16-6P (optional)



R2-6P (optional)

School Speed Limit Assembly




S4-3P



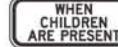
R2-1

OR



S4-1P

OR




S4-2P

OR



S4-4P

OR



S4-1P



S4-6P



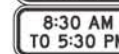
R2-6P (optional)



S4-3P



R2-1(M)



S4-1P



R2-6P (optional)



S3-1



S3-2



S4-5



S4-5a




S5-1

OR



S5-1(M)



S5-2



S3-1a

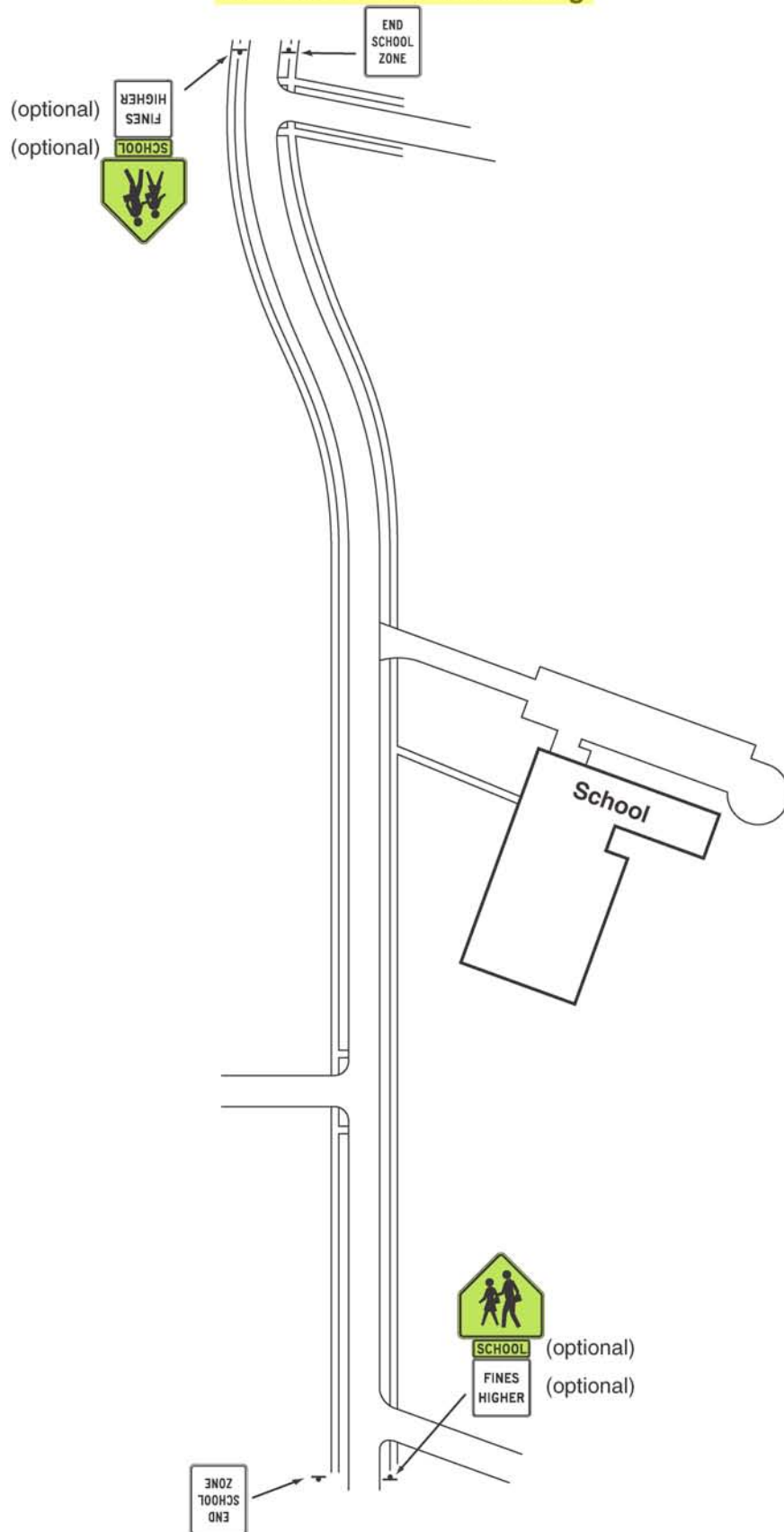


R2-6P (optional)



R2-6P (optional)

Figure 7B-2. Example of Signing for a School Zone Without a School Crossing



**Figure 7B-3. Example of Signing for a School Crossing
Outside a School Zone**



Figure 7B-4. Example of Signing for School **Area-Traffic-Control Zone** with School Speed Limit **and a School Crossing**

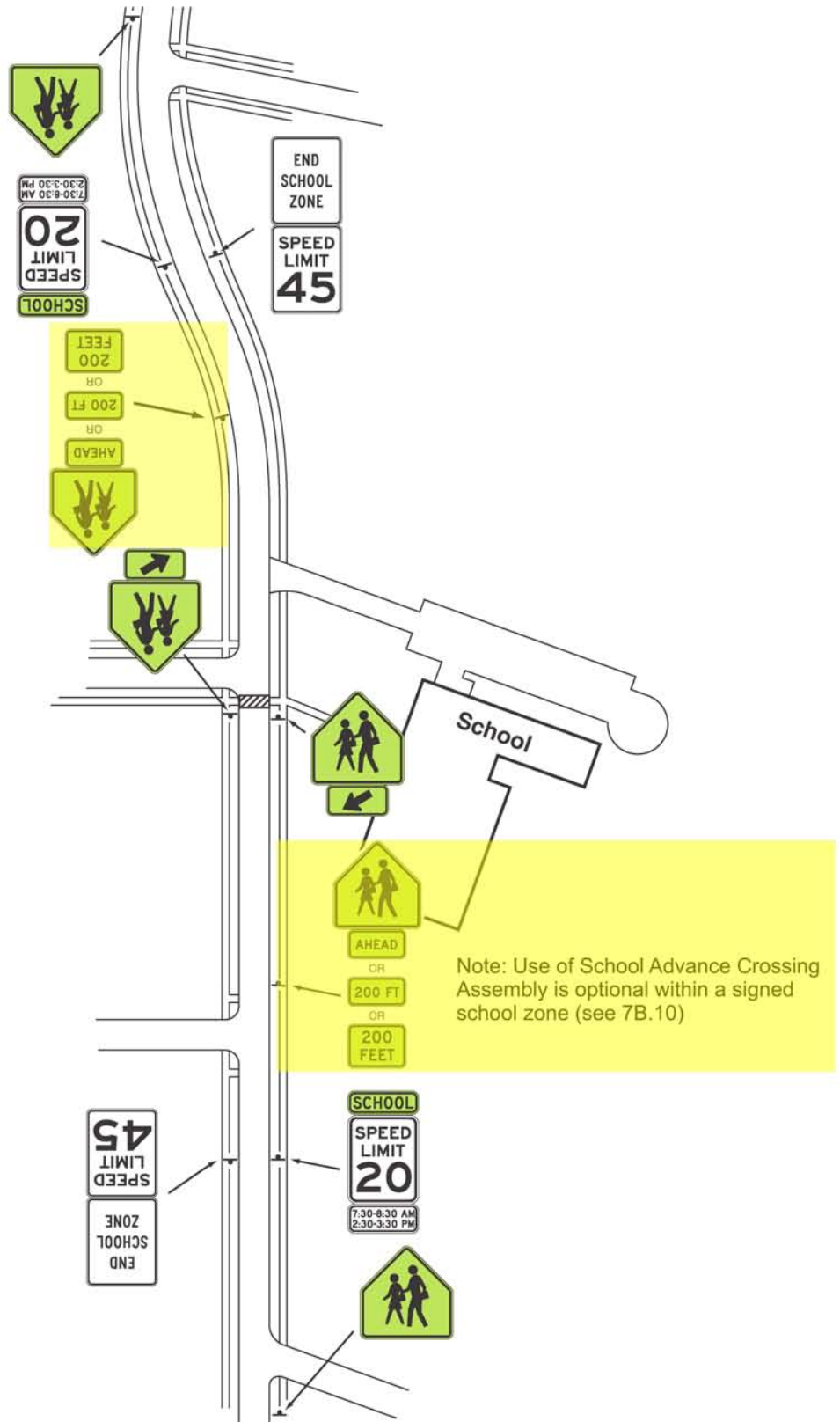


Figure 7B-5. In-Street Signs in School Areas

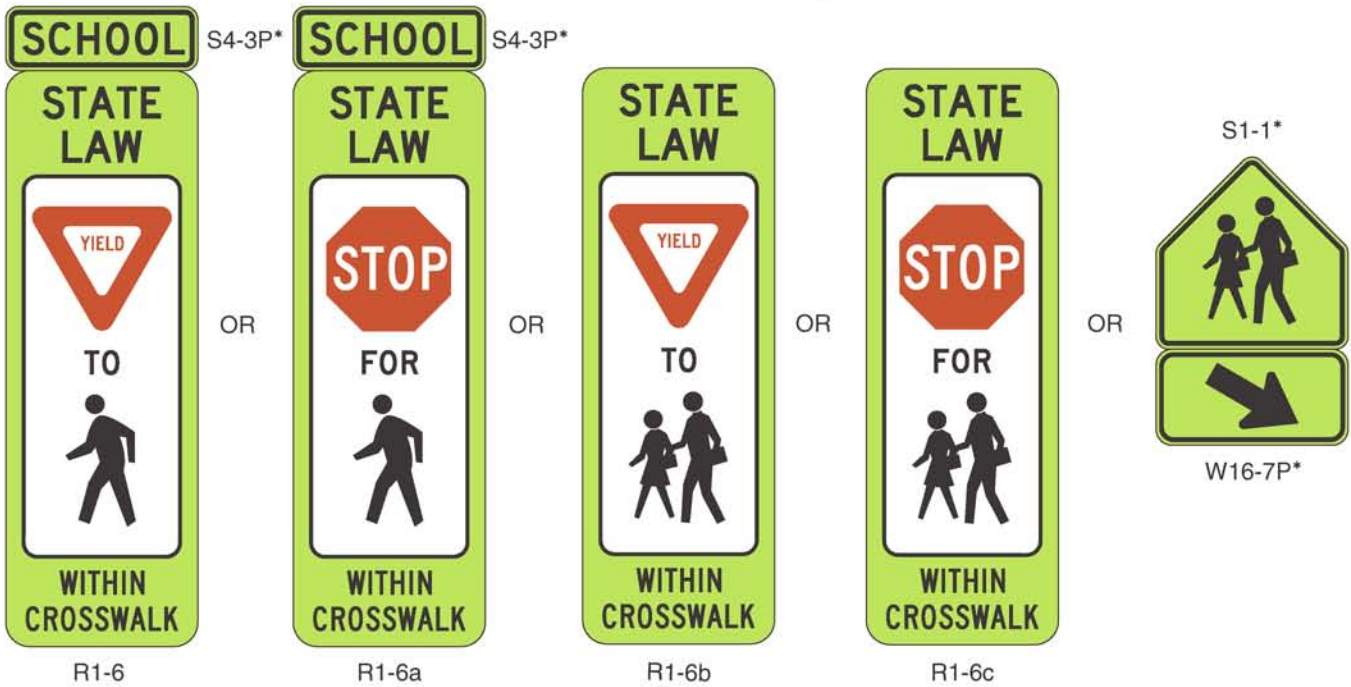
A - In advance of the school crossing



* Reduced size signs:

S1-1	300 x 300 mm (12 x 12 in)
S4-3P	300 x 100 mm (12 x 4 in)
W16-7P	300 x 150 mm (12 x 6 in)
W16-9P	300 x 150 mm (12 x 6 in)

B - At the school crossing



Note: The use of the SCHOOL plaque above the R1-6 and R1-6a signs is optional.

The Use of STATE LAW is optional (see 7B.11)