

**2007 NOTICE OF PROPOSED AMENDMENTS**  
for the  
**MANUAL ON UNIFORM TRAFFIC CONTROL**  
**DEVICES**

**MUTCD FIGURES**

CHAPTER 2C

AS REVISED BY THE  
NATIONAL COMMITTEE ON  
UNIFORM TRAFFIC CONTROL  
DEVICES

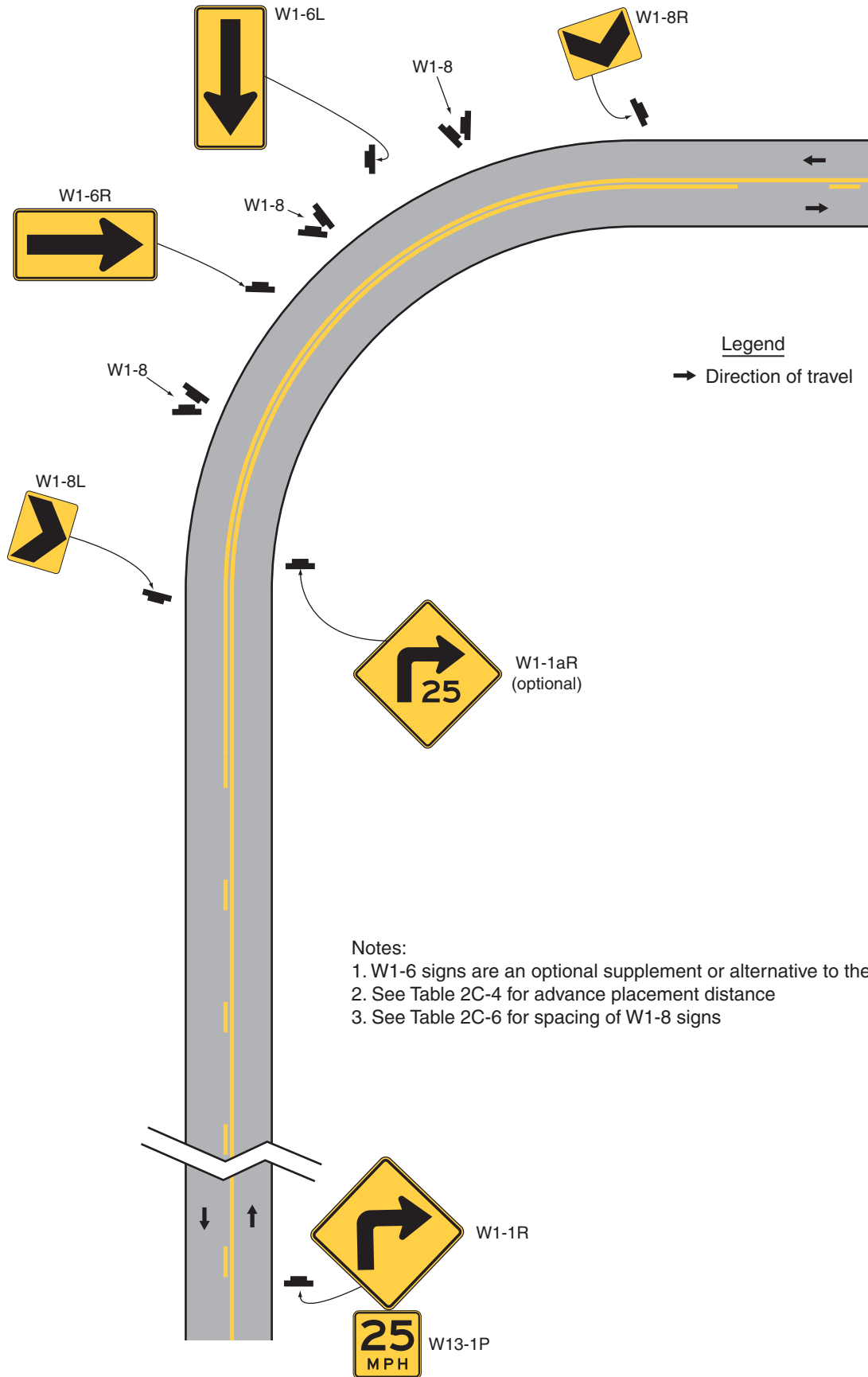
JUNE 2008

**DECEMBER 2007**

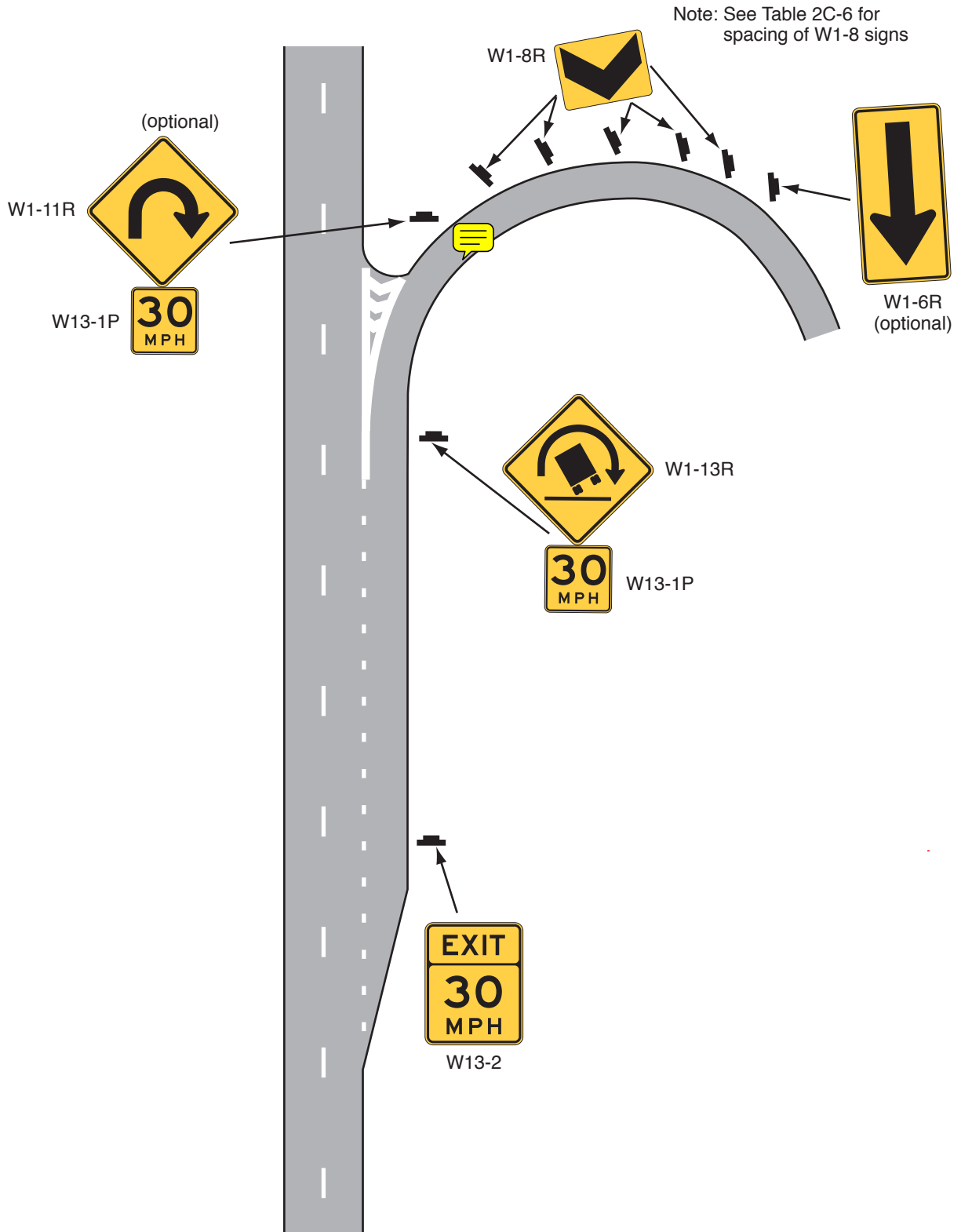
**Figure 2C-1. Horizontal Alignment Signs and Plaques**



**Figure 2C-2. Example of Warning Signs for a Turn**



**Figure 2C-3. Example of Advisory Speed Signing for an Exit Ramp**



**Figure 2C-4. Vertical Grade Signs and Plaques**



W7-1



W7-1a



W7-2P



W7-2bP



W7-3P



W7-3aP



W7-3bP



W7-6

Figure 2C-5. Miscellaneous Warning Signs



W5-1



W5-2



W5-3



W6-1



W6-2



W12-1



W12-2

OR



W12-2(M)



W12-2a

OR



W12-2a(M)



W14-1



W14-1a



W14-2



W14-2a



W19-1



W19-2



W19-3



W19-4



W19-5

**Figure 2C-6. Roadway and Weather Condition and Advance Traffic Control Signs and Plaques**



W3-1



W3-2



W3-3



W3-4



W3-6



W3-7



W3-8



W8-1



W8-2



W8-3



W8-4



W8-5



W8-7



W8-8



W8-9



W8-12



W8-13



W8-14



W8-14P



W8-15



W8-15P



W8-16



W8-15P



W8-17



W8-11P



W8-17P



W8-17a



W8-18



W8-19



W8-21



W8-22



W8-23



W17-1



W23-2

**Figure 2C-7. Speed Reduction Signs**



W3-5



W3-5a



Figure 2C-8. Merging and Passing Signs and Plaques



W4-1



W4-2



W4-3



W4-5



W4-5P



W4-6



W4-7



W6-3



W6-5



W6-6



W9-1



W9-2



W9-7



W14-3

*Figure 2C-9. Toll Road Signs and Plaques*



W9-4



W9-5



W9-6



W9-6a



W9-6P



W9-6aP



W16-16P

**Figure 2C-10. Intersection Warning Signs**



W1-7



W2-1



W2-2



W2-3



W2-4



W2-5



W2-6



W16-12P

OR



W16-17P



W2-7L



W2-7R



W2-8



W4-4P



W4-4aP



W4-4bP



W25-1



W25-2

Figure 2C-11. Vehicular Traffic Signs and Plaques



W8-6



W11-1



W11-5



W11-5a



W11-8



W11-10



W11-11



W11-12P



W11-14



W11-15



W11-15P (optional)



**Figure 2C-12. Nonvehicular Traffic Signs**



W11-2



W11-3



W11-4



W11-6



W11-7



W11-9



W11-16



W11-17



W11-18



W11-19



W11-20



W11-21

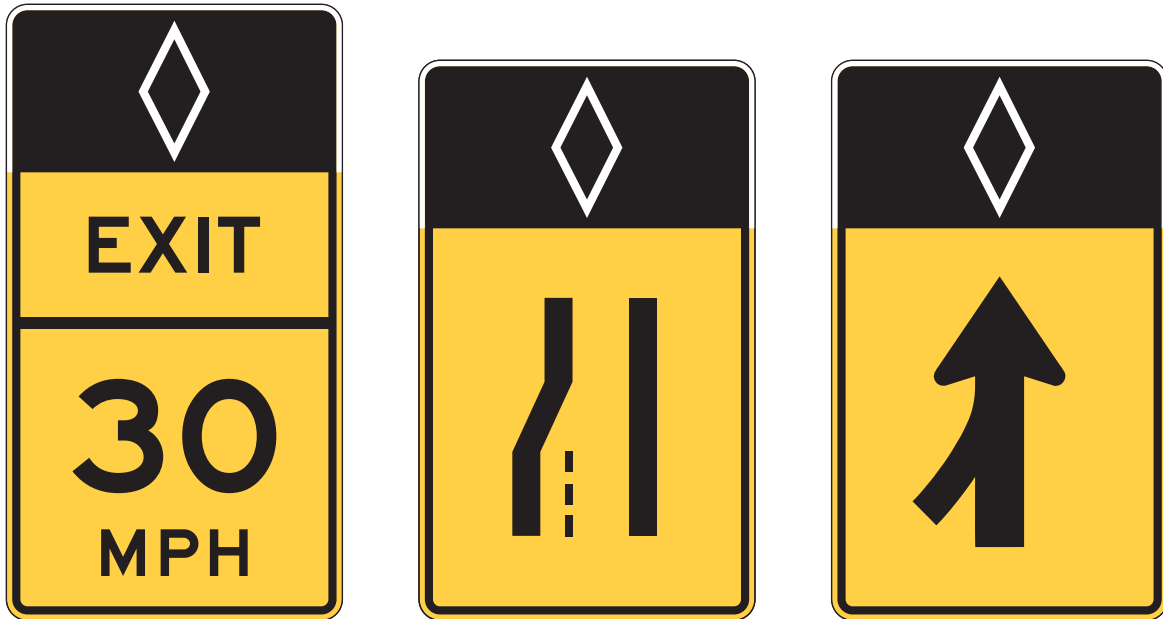


W11-22



W15-1

**Figure 2C-13. Examples of Barrier-Mounted Warning Signs Applicable Only to Preferential Lanes**



Note: An HOV lane example (diamond symbol) is illustrated. For other types of preferential lanes, the appropriate symbol or word message (see Section 2B.26) shall be displayed in white on the black background of the top portion of these signs.

Figure 2C-14. Supplemental Warning Plaques

