

National Committee on Uniform Traffic Control Devices

13236 North 7th Street, Suite 4-259, Phoenix, Arizona 85022
Phone/Text: 231-4-NCUTCD (231-462-8823)
E-mail: secretary@ncutcd.org Website: <https://ncutcd.org>

1
2
3
4
5
6
7
8
9
10
11
12
13
14
15
16
17
18

National Committee on Uniform Traffic Control Devices (NCUTCD) Recommended Changes to Proposed Text for 11th Edition of the MUTCD Docket Number: FHWA-2020-0001

6 **Federal Register Item Number:** 292 - 294

7 **NPA MUTCD Section Number:** 2K

8 **Legend:** Base text shown in proposal is the NPA “clean” proposed text.

- 9 • Addition to NPA text: [Added text proposed by NCUTCD.](#)
- 10 • Deletion of NPA text: ~~Deleted text proposed by NCUTCD.~~
- 11 • Moving NPA text: [Moved text proposed by NCUTCD.](#)
- 12 • NPA text added by FHWA and not previously approved by Council: NPA text not
- 13 previously approved by Council but recommended for approval.
- 14 • Explanatory note: [\[Note that explains purpose of recommended change.\]](#)
- 15 • References in 00X-XXX-00 format refer to previous NCUTCD recommendations
- 16 approved by Council and sent to FHWA, which may be seen on the NCUTCD website
- 17 at <https://ncutcd.org>.

19 The following pages present the GMI Technical Committee recommendations for changes to the
20 MUTCD NPA proposed text and figures for Chapter 2K. Below is a summary of the GMI
21 Technical Committee positions on Chapter 2K.

- 22
- 23 • NPA #292, Section 2K.01: Changes recommended based in prior Council action
- 24 • NPA #293, Section 2K.02: Changes recommended based on Council action in spring 2021
- 25 • No NPA item, Section 2K.03: NCUTCD agrees with NPA content (no changes recommended)
- 26 • NPA #294, Section 2K.04: NCUTCD agrees with NPA content (no changes recommended)
- 27 • No NPA item, Section 2K.05: NCUTCD agrees with NPA content (no changes recommended)
- 28 • No NPA item, Section 2K.06: NCUTCD agrees with NPA content (no changes recommended)
- 29 • No NPA item, Section 2K.07: Changes recommended based on Council action in spring 2021
- 30

31

32 **Section 2K.01 Comments:** NCUTCD recommends revising 2K.01 to incorporate material from
33 NCUTCD recommendation 11A-GMI-02 changing the first Standard paragraph from Standard to
34 Guidance, as it is very difficult for practitioners to verify the requirements in that paragraph.
35 NCUTCD also recommends deleting the term “urbanized” as it is undefined and subject to
36 interpretation. The term “urban” is currently used in the existing MUTCD.

37 38 **Section 2K.01 Purpose and Application**

39 Support:

40 Tourist-oriented directional signs are post-mounted guide sign assemblies with one or more
41 signs that display the business identification of and directional information for eligible business,
42 service, and activity facilities.

43 **Standard Guidance:**

44 A facility ~~should~~**shall** be eligible for tourist-oriented directional signs only if it derives
45 its major portion of income or visitors during the normal business season from road users
46 not residing in the area of the facility. **Revised per 11A-GMI-02**

47 Option:

48 Tourist-oriented directional signs may include businesses involved with seasonal agricultural
49 products.

50 **Standard:**

51 **The use of tourist-oriented directional signs shall be limited to rural highways (see**
52 **definition in Section 1C.02). Tourist-oriented directional signs shall not be installed on**
53 **conventional roads in urban ~~or urbanized~~ areas or on freeway or expressway main**
54 **roadways or ramps.**

55 Option:

56 Tourist-oriented directional signs may be used in conjunction with General Service signs (see
57 Section 2I.02).

58 Support:

59 Section 2K.07 contains information on the adoption of a State policy for States that elect to
60 use tourist oriented directional signs.

63 **Section 2K.02 Summary:** NCUTCD generally agrees with 2K.02 as presented in the NPA, as it
64 is consistent with NCUTCD recommendation 14B-GMI-05, but recommends revising the color
65 of recreational and cultural interest area symbols on tourist oriented directional signs to blue
66 rather than brown. Examples in Fig. 2K-1 and 2K-2 show blue camping symbols rather than
67 brown. NCUTCD also recommends revising the allowable symbol height from 15 to 18 inches
68 to match typical 4:3 sign dimension ratio.

70 **Section 2K.02 Design**

71 **Standard:**

72 **Tourist-oriented directional sign assemblies shall have one or more signs (see Figure**
73 **2K-1) for the purpose of displaying the business identification of and directional**
74 **information for eligible facilities. Each sign shall be rectangular in shape and shall have a**
75 **white legend and border on a blue background.**

76 **The content of the legend on each sign shall be limited to the identification and**
77 **directional information for no more than one eligible business, service, or activity facility.**
78 **The legends shall not include promotional advertising.**

79 *Guidance:*

80 *Each sign should have a maximum of two lines of legend including no more than one symbol*
81 *(see Paragraph 4 of this Section), a separate directional arrow, and the distance to the facility*
82 *displayed beneath the arrow. Arrows pointing to the left or up should be at the extreme left of the*
83 *sign panel. Arrows pointing to the right should be at the extreme right of the sign panel.*
84 *Symbols, when used, should be to the left of the word legend or business identification sign panel*
85 *(see Paragraph 9 of this Section).*

86 Option:
87 The General Service sign symbols (see Section 2I.02) and the symbols for recreational and
88 cultural interest area signs (see Chapter 2M) may be used on tourist-oriented directional signs.

89 Based on engineering judgment, the hours of operation may be displayed on the sign.
90 Business identification sign panels (see Section 2J.03) for specific businesses, services, and
91 activities may be used in place of word legends on tourist-oriented direction signs.

92 **Standard:**

93 **When used, recreational and cultural interest area symbols shall be white on a**
94 **blue~~brown~~ background.**

95 **When used, symbols shall be an appropriate size (see Section 2K.04). Business**
96 **identification sign panels shall not exceed 24 inches in width and 18~~5~~ inches in height.**

97 **Logos resembling official traffic control devices shall not be permitted.**

98 Option:

99 The word message TOURIST ACTIVITIES may be displayed at the top of the tourist-
100 oriented directional sign assembly.

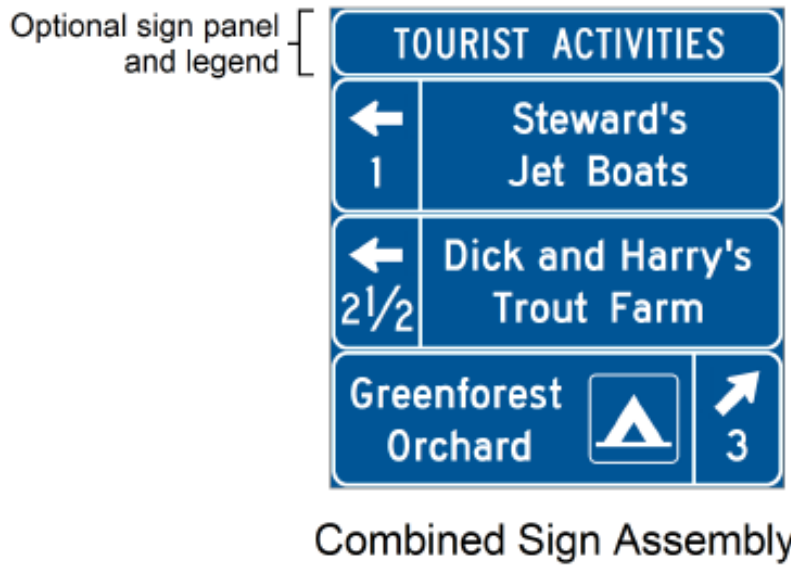
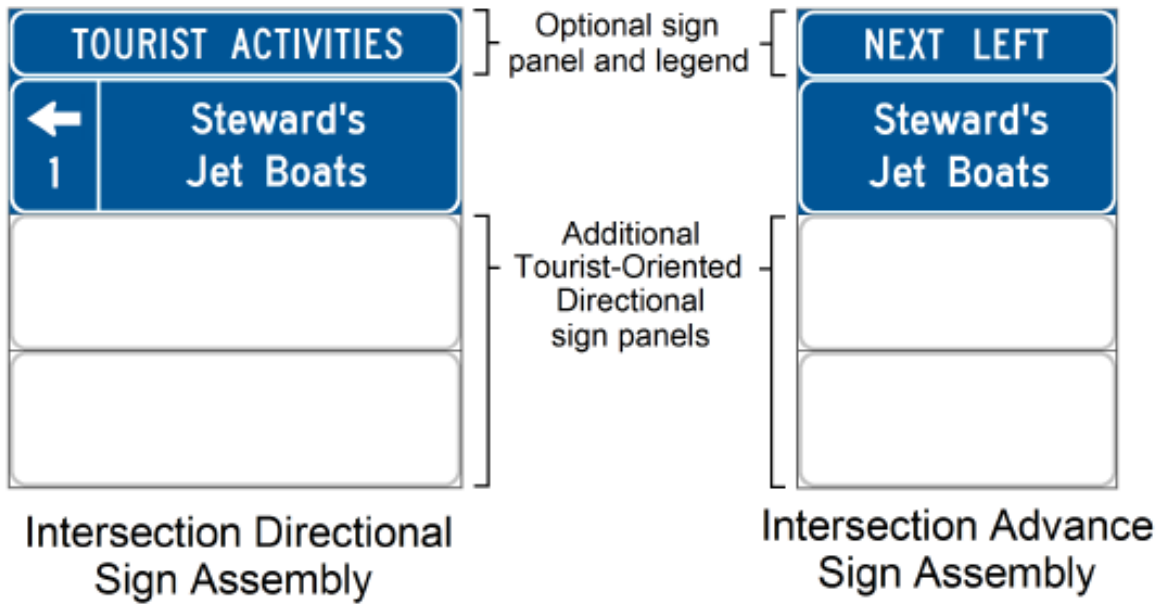
101 **Standard:**

102 **The TOURIST ACTIVITIES word message shall have a white legend in all upper-case**
103 **letters and a white border on a blue background. If used, it shall be placed above and in**
104 **addition to the directional signs.**

105 Support:

106 Examples of tourist-oriented directional signs are shown in Figures 2K-1 and 2K-2.

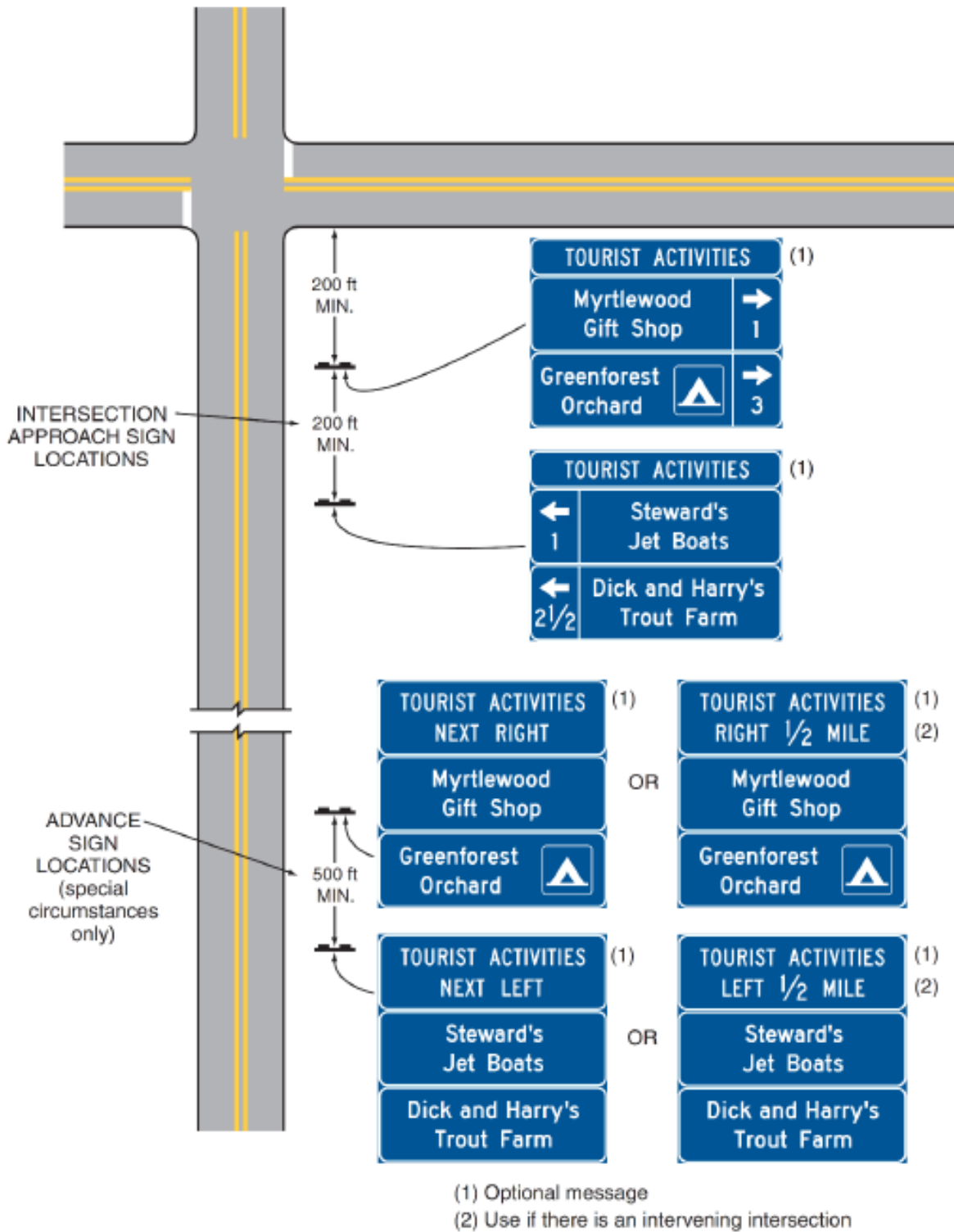
Figure 2K-1. Examples of Tourist-Oriented Directional Signs



107
108

NCUTCD agrees with Figure 2K-1 as presented in the NPA.

Figure 2K-2. Examples of Tourist-Oriented Directional Signs on an Intersection Approach



109
110

NCUTCD agrees with Figure 2K-2 as presented in the NPA.

111
112
113 **Section 2K.03 Comments:** NCUTCD agrees with 2K.03 as presented in the NPA.
114

115 **Section 2K.03 Style and Size of Lettering**

116 *Guidance:*

117 *All letters and numbers on tourist-oriented directional signs, except on the business*
118 *identification sign panels, should be upper-case and at least 6 inches in height. Any legend on a*
119 *business identification sign panel should be proportional to the size of the business identification*
120 *sign panel.*

121 **Standard:**

122 **Design standards for letters, numerals, and spacing shall be as provided in the**
123 **“Standard Highway Signs publication” (see Section 1A.11).**
124

125
126 **Section 2K.04 Comments:** NCUTCD agrees with 2K.04 as presented in the NPA.
127

128 **Section 2K.04 Arrangement and Size of Signs**

129 **Standard:**

130 **The total height of the tourist-oriented directional signs in a sign assembly shall be**
131 **limited to a maximum of 6 feet. Additional height shall be allowed to accommodate the**
132 **addition of the optional TOURIST ACTIVITIES message provided in Section 2K.02 and**
133 **the action messages provided in Section 2K.05.**

134 *Guidance:*

135 *The number of intersection approach sign assemblies (one sign assembly for tourist-oriented*
136 *destinations to the left, one for destinations to the right, and one for destinations straight ahead)*
137 *installed in advance of an intersection should not exceed three. The number of signs installed in*
138 *each assembly should not exceed three. The signs for right-turn, left-turn, and straight-through*
139 *destinations should be on separate sign assemblies. The left-turn destination sign assembly*
140 *should be located farthest from the intersection, then the right-turn destination sign assembly,*
141 *with the straight-through destination sign assembly located closest to the intersection (see*
142 *Figure 2K-2). Signs for facilities in the straight-through direction should be considered only*
143 *when there are signs for destinations in either the left or right direction.*

144 *If it has been determined to be appropriate to combine the left-turn and right-turn destination*
145 *signs on a single sign assembly, the left-turn destination signs should be above the right-turn*
146 *destination signs (see Figure 2K-1). When there are multiple destinations in the same direction,*
147 *they should be in order based on their distance from the intersection. Except as provided in*
148 *Paragraph 5, a straight-through sign should not be combined in a sign assembly displaying left-*
149 *and/or right-turn destinations.*

150 *The signs should not exceed the size necessary to accommodate two lines of legend without*
151 *crowding. Symbols on a directional sign should not exceed the height of two lines of a word*
152 *legend. All directional signs and other parts of the sign assembly should be the same width,*
153 *which should not exceed 6 feet.*

154 **Option:**

155 **At intersection approaches where three or fewer facilities are displayed, the left-turn, right-**
156 **turn, and straight-through destination sign panels may be combined on the same sign.**

157
158
159
160
161
162
163
164
165
166
167
168
169
170
171
172
173
174
175
176
177
178
179
180
181
182
183
184
185
186
187
188
189
190
191
192
193
194
195
196
197
198
199
200
201

Section 2K.05 Comments: NCUTCD agrees with 2K.05 as presented in the NPA.

Section 2K.05 Advance Signs

Guidance:

Advance signs should be limited to those situations where sight distance, intersection vehicle maneuvers, or other vehicle operating characteristics require advance notification of the destinations and their directions.

The design of the advance sign should be identical to the design of the intersection approach sign. However, the directional arrows and distances to the destinations should be omitted and the action messages NEXT RIGHT, NEXT LEFT, or AHEAD should be placed on the sign above the business identification signs. The action messages should have the same letter height as the other word messages on the directional signs (see Figures 2K-1 and 2K-2).

Standard:

The action message signs shall have a white legend in all upper-case letters and a white border on a blue background.

Option:

The legend RIGHT 1/2 MILE or LEFT 1/2 MILE may be used on advance sign assemblies when there are intervening minor roads.

The height required to add the directional word messages recommended for the advance sign assembly may be added to the maximum sign height of 6 feet.

Guidance:

The optional TOURIST ACTIVITIES message, when used on an advance sign assembly, and the action message should be combined on a single sign with TOURIST ACTIVITIES as the top line and the action message as the bottom line (see Figure 2K-2).

Section 2K.06 Comments: NCUTCD agrees with 2K.06 as presented in the NPA.

Section 2K.06 Sign Locations

Guidance:

If used, the intersection approach signs should be located at least 200 feet in advance of the intersection. Sign assemblies should be spaced at least 200 feet apart and at least 200 feet from other traffic control devices.

If used, advance signs should be located approximately 1/2 mile from the intersection with 500 feet between these sign assemblies. In the direction of travel, the order of advance sign placement should be to show the destinations to the left first, then destinations to the right, and last, the destinations straight ahead.

Position, height, and lateral offset of sign assemblies should be governed by Chapter 2A except as permitted in this Section.

Option:

Tourist-oriented directional signs may be placed farther from the edge of the road than other traffic control signs.

Standard:

202 **The location of other traffic control devices shall take precedence over the location of**
203 **tourist oriented directional signs.**

204
205
206 **Section 2K.07 Comments: NCUTCD generally agrees with 2K.07 as presented in the NPA, but**
207 **recommends editorial changes as shown.**

208
209 **Section 2K.07 State Policy**

210 **Standard:**

211 **To be eligible for tourist-oriented directional signing, facilities shall comply with**
212 **applicable State and Federal laws concerning the provisions of public accommodations**
213 **without regard to race, religion, color, age, sex, or national origin, and with laws**
214 **concerning the licensing and approval of service facilities. Each State that elects to use**
215 **tourist-oriented directional signs shall adopt a policy that complies with these provisions.**

216 *Guidance:*

217 *The State policy should include:*

218 *A. A definition of tourist-oriented business, service, and activity facilities.*

219 *B. Eligibility criteria for signs for facilities.*

220 ~~*C. Provision for incorporating Specific Service signs into the tourist-oriented directional*~~
221 ~~*signs as required by Paragraph 5 of Section 2K.01.*~~

222 ~~*C.D. Provision for covering signs during off seasons for facilities operated on a seasonal*~~
223 ~~*basis.*~~

224 ~~*D.E. Provisions for signs to facilities that are not located on the crossroad when such*~~
225 ~~*facilities are eligible for signs.*~~

226 ~~*E.F. A definition of the immediate area in compliance with the provisions of Paragraph 2*~~
227 ~~*of Section 2K.01.*~~

228 ~~*F.G. Maximum distances to eligible facilities. The maximum distance should be 5 miles.*~~

229 ~~*G.H. Provision for information centers (plazas) when the number of eligible sign*~~
230 ~~*applicants exceeds the maximum permissible number of sign panel installations.*~~

231 ~~*H.I. Provision for limiting the number of signs when there are more applicants than the*~~
232 ~~*maximum number of signs permitted.*~~

233 ~~*I.J. Criteria for use at intersections on expressways.*~~

234 ~~*J.K. Provisions for controlling or excluding those businesses which have illegal signs as*~~
235 ~~*defined by the Highway Beautification Act of 1965 (23 U.S.C. 131).*~~

236 ~~*K.L. Provisions for States to charge fees to cover the cost of signs through a permit system.*~~

237 ~~*L.M. A definition of the conditions under which the time of operation is displayed.*~~

238 ~~*M.N. Provisions for determining if advance signs will be permitted, and the circumstances*~~
239 ~~*under which they will be installed.*~~