












**Figure 6F-6. Advance Warning Arrow Display Specifications**

Operating Mode	Panel Display (Type C panel illustrated)		
I. At least one of the three following modes shall be provided:	(Right arrow shown; left is similar)		
Flashing Arrow	 Merge Right		
Sequential Arrow		 Merge Right	
Sequential Chevron		 Merge Right	
II. The following mode shall be provided: Flashing Double Arrow	 Move/Merge Right or Left		
III. The following mode shall be provided: Flashing Caution	 Caution		 Alternating Diamond Caution

Panel Type	Minimum Size	Minimum Legibility Distance	Minimum Number of Elements
A	1200 x 600 mm (48 x 24 in)	0.8 km (1/2 mi)	12
B	1500 x 750 mm (60 x 30 in)	1.2 km (3/4 mi)	13
C	2400 x 1200 mm (96 x 48 in)	1.6 km (1 mi)	15
D	None*	0.8 km (1/2 mi)	12

\*Length of arrow equals 1200 mm (48 in), width of arrowhead equals 600 mm (24 in)